



PETERSIME
INCUBATORS & HATCHERIES

Conventional series

Multi- and single-stage incubators





PETERSIME
WHEN[®]
CHICKS
COUNT

The Petersime Conventional concept

Caring for our customers' profitability and product quality has made Petersime a world leader in incubation and incubator design.

Hatchery performance is usually measured in terms of hatchability and chick quality, but there is more. To be really competitive, hatcheries have to use all of their inputs as economically and efficiently as possible. These inputs are mainly labour, energy and building space. Petersime incubators are designed and built to maximise hatchery performance technically and economically ... year after year.

Our Conventional range of setters and hatcher offers you total freedom!

Machines for chickens, turkeys, ducks and geese

Capacities ranging from 16,800 to 115,200 chicken eggs

A wide range of options to comply with your specific requirements

Single-stage or multi-stage? The choice is yours!

Perhaps you prefer multi-stage ...

- because your workers are used to the system
- because of the lower initial investment

... or maybe you prefer single-stage

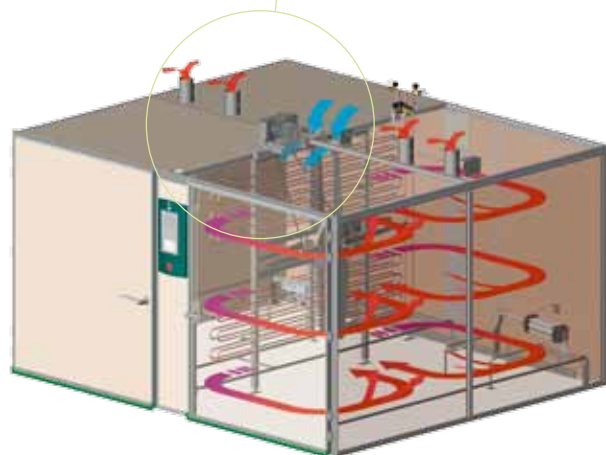
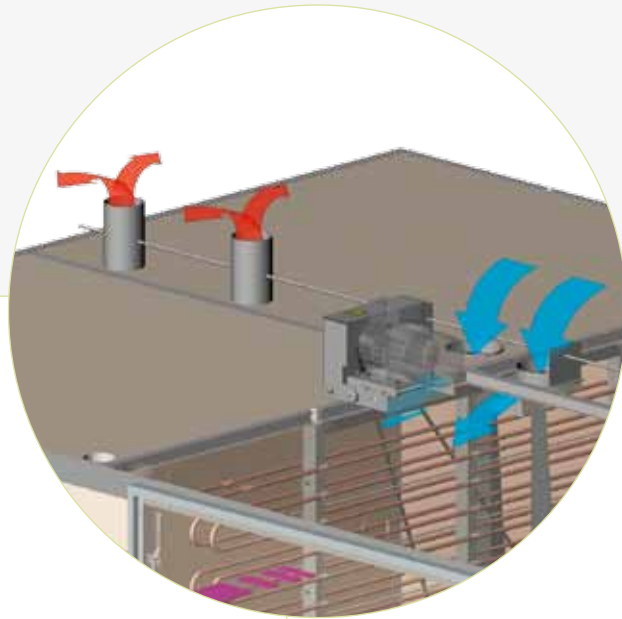
- because you can optimise incubation programmes per batch of eggs
- because it allows swift and total cleaning and sanitation after every transfer
- because it saves labour and avoids night and weekend work (with the 'delayed start' function you can set your eggs on a Friday to start incubation on Sunday night)
- because, after transfer, there is time for preventive maintenance

Conventional setters

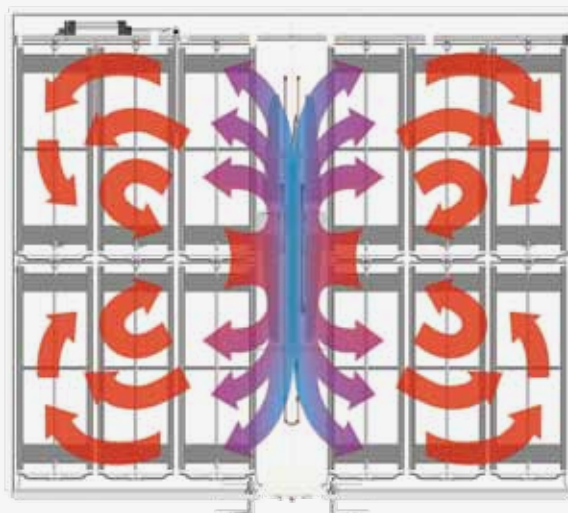
Decades of hatchery experience and consequent product modifications have resulted in Petersime's Conventional incubation concept: a range of high performance incubators with a clear, open and simple design aimed at producing top grade chicks, effective cleaning, energy efficiency and easy maintenance.

The well-balanced positioning of air intake and exhausts, in conjunction with the belt-driven pulsator fan takes care of optimum air distribution throughout the setter cabinet, regardless of the trolley turning position or the current stage of the incubation process.

Conventional setters can optionally be equipped with CO₂NTROL™, which takes care of on-line measurements of CO₂ levels as an input for ventilation control.

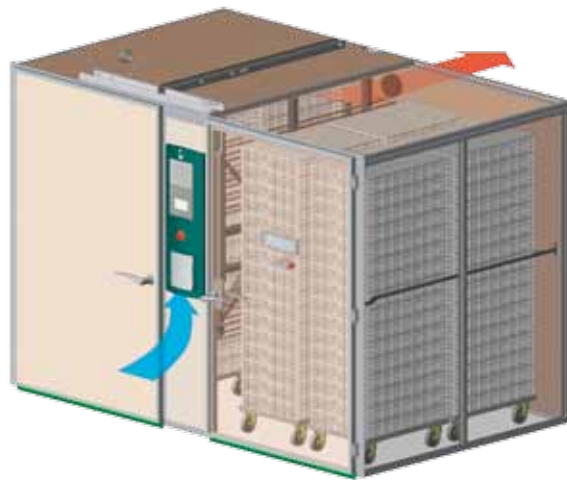


△ Conventional S576

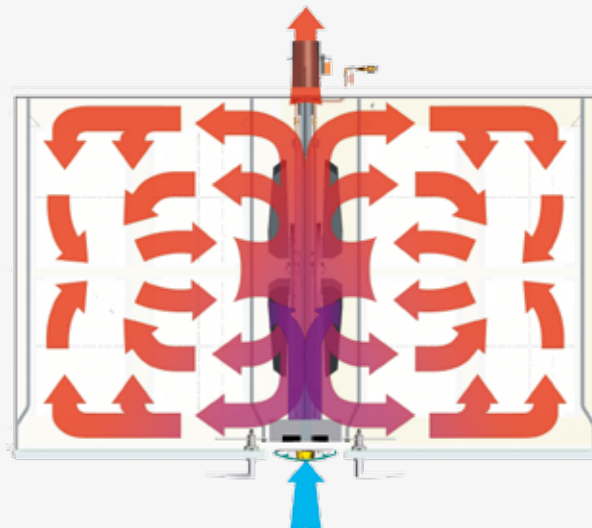


Conventional hatchers

Following the Conventional setter design, the hatcher combines well-balanced airflow with a design in which all heaters, cooling coils, pulsator and humidifiers are centralised in one frame: highly visible, easy to reach and easy to clean. Conventional hatchers can optionally be equipped with CO₂NTROL™, which maintains machine damper positions based on CO₂ levels and precisely timed CO₂ stimulation leading to simultaneous pipping and hatching as well as improved chick quality.



△ Conventional H192



Control system: Analog or Vision

All Petersime machines have an electronic control system that is specially in-house designed and engineered.

On the Conventional series two systems are available – Analog or Vision. You can choose either of these depending on the degree of technology required.

All Petersime control systems comply with European safety (CE) standards including electromagnetic compatibility (EMC) regulations.

Analog

The Petersime Analog control system is an easy to use, yet very accurate and reliable system. It features large panel meters on which temperature, humidity and ventilation readings are displayed. Set points for each parameter can be altered by pushing the corresponding up or down buttons. Choosing a different cooling mode or levelling the trolleys is also achieved by simply pushing a button. In the unlikely event that something goes wrong the detailed alarm section will immediately reveal the problem. As with other Petersime control systems, it comes with a separate master control board that senses the temperature to protect the incubation process at all times.





Vision

User-friendly infra-red remote control unit

Vision is operated by pocket-sized remote control units. Only four buttons are needed to perform all functions and to operate any machine in the hatchery.

Two types of remote control units are available: a full function remote control unit for the hatchery manager and a limited remote control unit for other hatchery staff. This prevents unauthorised data entry.

LCD display for quick and easy programming and historical trend analysis

Incubator readings and settings are clearly displayed by internationally-recognised symbols and easy-to-read graphs. That means Vision is easy to operate in any part of the world.

Vision automatically logs all incubation parameters. Detailed charts on the LCD screen visualise the past incubation process and highlight significant data.

Delayed start function

The delayed start function postpones the incubation cycle for a pre-programmed period. This allows hatchery staff to start up machines during normal working hours instead of having to wheel in trolleys at night or during weekends. In the delayed start mode, the machine is kept at pre-fixed conditions, turning the setter into the ideal egg holding and preheating room. Controlled turning and ventilation during delayed start also contributes to ideal pre-incubation conditions and improves hatching uniformity.

Operational safety

A stainless steel box protects the Vision unit against water, dust and electro-magnetic interference. The system has withstood extreme durability and interference testing to guarantee full operational safety.

Trays



Petersime setter tray

Holds 150 chicken eggs (10x15)

Dimensions (cm)

Length	73.5
Width	51.0
Height	4.0

Standard for all Petersime setters for chicken eggs (different trays for other type of fowl).

Benefits:

- design with improved cleaning characteristics, washable up to 85°C
- excellent chemical resistance
- high rigidity and dimensional stability for optimum use in hatchery automation systems
- easy to stack
- flat bottom surface for adequate in-ovo injection
- more space per egg + specially shaped egg supports for correct positioning, regardless of egg size

Petersime hatcher tray

Dimensions (cm)

Length	80.0
Width	56.5
Height	11.7

A special, 14 cm deep hatcher tray is available for turkeys, ducks and geese.

Benefits:

- designed for easy washing up to 85°C
- high rigidity and dimensional stability for easy use in hatchery automation systems
- easy to stack

Trolleys

For the Conventional series Petersime trolleys are available in two heights: 14 trays or 16 trays, for 4,200 or 4,800 chicken eggs respectively (different trolley specifications for other types of fowl).

Petersime setter trolley

<u>Dimensions (cm)</u>		
	4,200 eggs	4,800 eggs
Trays	28	32
Length	162.0	162.0
Width	56.8	56.8
Height	182.5	203.5

Benefits:

- corrosion protected
- solid welding
- suitable for on-farm traying / transport from farm to hatchery
- easily handled by one person
- suitable for automated washing

Petersime hatcher pallet trolley

<u>Dimensions (cm)</u>		
	4,200 eggs	4,800 eggs
Trays	28	32
Length	161.0	161.0
Width	58.0	58.0
Height	184.0	207.5

Benefits:

- corrosion protected
- easily handled by one person
- suitable for automated washing



Conventional setters

	S1152	S576	S384	S192	S504	S336	S168	P135										
CAPACITY																		
Chicken eggs (C)	115,200	57,600	38,400	19,200	50,400	33,600	16,800	-										
Turkey eggs (T)	-	-	28,224	-	39,312	26,208	13,104	14,112										
Duck eggs (D)	-	-	28,224	14,112	39,312	26,208	13,104	-										
Goose eggs (G)	-	-	±13,440	±6,720	±18,720	±12,480	±6,240	-										
Muscovy duck eggs (MD)	-	-	-	-	-	-	-	-										
USE																		
Multi-stage	C	C	C/T/D/G	-	C/T/D/G	C/T/D/G	-	-										
Single-stage	-	C	C	C/D/G	C	-	C/T/D/G	T										
DIMENSIONS (cm)																		
Height (cm)	230.3	230.3	230.3	230.3	212.3	212.3	212.3	230.3										
Highest point (cm)	283.5	283.5	283.5	262.0	265.5	244.0	244.0	262.0										
Depth (cm)	691.0	363.8	363.8	211.6	363.8	363.8	211.6	284.1										
Absolute depth (cm) ¹	702.5	375.3	375.3	223.1	375.3	375.3	223.1	272.6										
Width basis (cm)	423.6	423.6	341.4	341.4	423.6	291.8	252.5	297.0										
Width add-on (cm)	419.1	419.1	336.9	336.9	419.1	287.3	248.0	292.5										
SETTER TROLLEYS																		
Height (cm)	203.5	203.5	203.5	203.5	182.5	182.5	182.5	207.0										
Total number	24	12	8	4	12	8	4	4										
SETTER TRAYS																		
	C	C	C	T/D	G	C	D	G	C	T/D	G	C	T/D	G	C	T/D	G	T
Eggs per tray	150	150	150	126 ²	±60	150	126	±60	150	126 ²	±60	150	126 ²	±60	150	126 ²	±60	126 ²
Trays per trolley	32	32	32	28	28	32	28	28	28	26	26	28	26	26	28	26	26	28
Total number	768	384	256	224	224	128	112	112	336	312	312	224	208	208	112	104	104	112
CONTROLLER																		
Analog	x	x	x	-	-	x	-	-	x	-	-	x	-	-	x	-	-	x
Vision	x	x	x	x	-	x	-	-	x	-	-	x ³	-	-	x ³	-	-	x

¹ Including door handle

² Optional for turkey eggs: 63 eggs per tray

³ VISION controller detached from cabinet

Conventional hatchers

	H192		H192 CLW			H168 CLW		P13H		
CAPACITY										
Chicken eggs (C)	19,200		19,200			16,800		-		
Turkey eggs (T)	14,112		14,112			13,104		14,112		
Duck eggs (D)	14,112		14,112			13,104		-		
Geese eggs (G)	±6,720		±6,720			±6,240		-		
Muscovy duck eggs (MD)	13,104		13,104			-		-		
DIMENSIONS (cm)										
Height (cm)	230.3		230.3			212.3		230.3		
Highest point (cm)	262.0		262.0			260.0		262.0		
Depth (cm)	211.6		211.6			211.6		272.6		
Absolute depth (cm) ¹	223.1		223.1			223.1		284.1		
Width basis (cm)	341.4		341.4			291.8		297.0		
Width add-on (cm)	336.9		336.9			287.3		292.5		
HATCHER TROLLEYS										
	C	T/D/G/MD		C	T/D/G/MD		C	T/D/G	T	
		standard	option		standard	option			standard	option
Height (cm)	206.0	214.8	182.6	206.0	241.8	182.6	182.6	170.9	214.8	182.6
Total number	4	4	4	4	4	4	4	4	4	4
HATCHER TRAYS										
	C	T/D/G/MD		C	T/D/G/MD		C	T/D/G	T	
Trays per trolley	32	28		32	28		28	26	28	
Total number	128	112		128	112		112	104	112	
CONTROLLER										
Analog	x		x (detached)			x (detached)		-		
Vision	x		x (detached)			x (detached)		x		

¹ Including door handle



Contact us now and
start maximizing your profits

WHEN[®]
CHICKS
COUNT

All photographs, measurements and descriptions are provided without engagement.
We reserve the right to make modifications at any time. Date of issue: 10/2010

Headquarter Petersime nv
Centrumstraat 125 - 9870 Zulte (Olsene) - Belgium
T +32 (0)9 388 96 11 - F +32 (0)9 388 84 58 - info@petersime.com - www.petersime.com